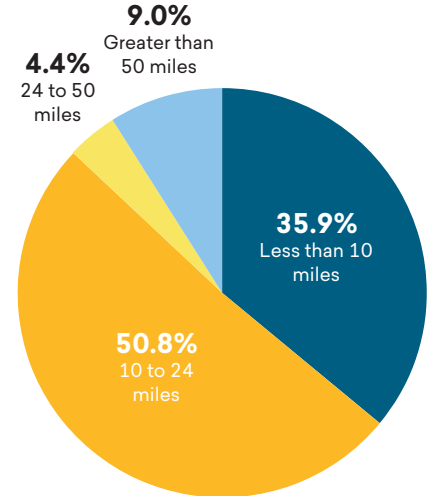


COMMUTING DISTANCE OF LEE'S SUMMIT RESIDENTS

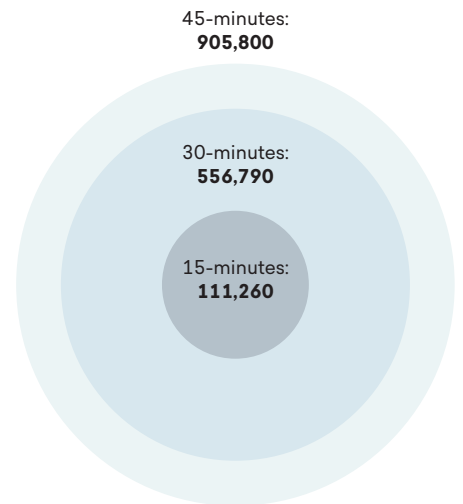


Commuting Patterns and Available Workforce

There is an abundance of workforce available in and around Lee's Summit. Approximately 86% of Lee's Summit residents drive less than 24 miles to work while 80% of the workers in Lee's Summit also drive less than 24 miles to work. This equates to roughly a 30-minute drive time allowing an available workforce of up to roughly 556,800 people.

From 2010 to 2015 (latest data available), jobs have become more concentrated to the north of Lee's Summit along the I-470 corridor, causing more people to commute slightly longer distances, on average. There are also more Lee's Summit residents earning more than \$3,333 per month and a fewer share making less.

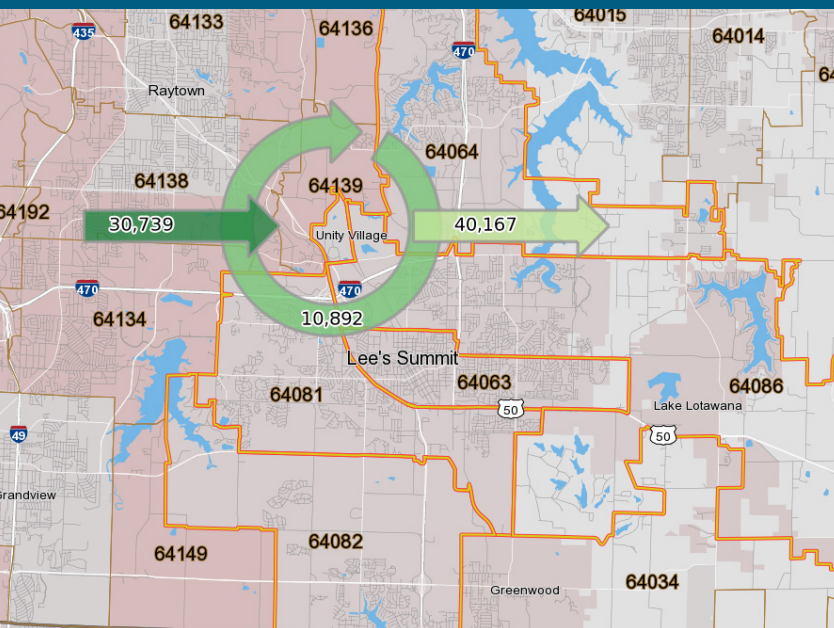
AVAILABLE WORKFORCE BY DRIVE TIME FROM LEE'S SUMMIT



NET COMMUTERS, LEE'S SUMMIT (2017)

Description	Jobs	Resident Workers	Net Commuters	Median Hourly Earnings	Typical Entry Level Education
Education	1,186	1,370	(184)	\$24.28	Bachelor's degree
Financial Services	1,290	1,576	(286)	\$24.97	Bachelor's degree
Healthcare - specialized occupations	1,971	1,777	194	\$37.87	Doctoral or professional degree
IT	1,682	2,194	(513)	\$38.95	Bachelor's degree
Operations Management	1,261	1,541	(280)	\$41.79	Bachelor's degree or higher

INFLOW-OUTFLOW, LEE'S SUMMIT (2015)



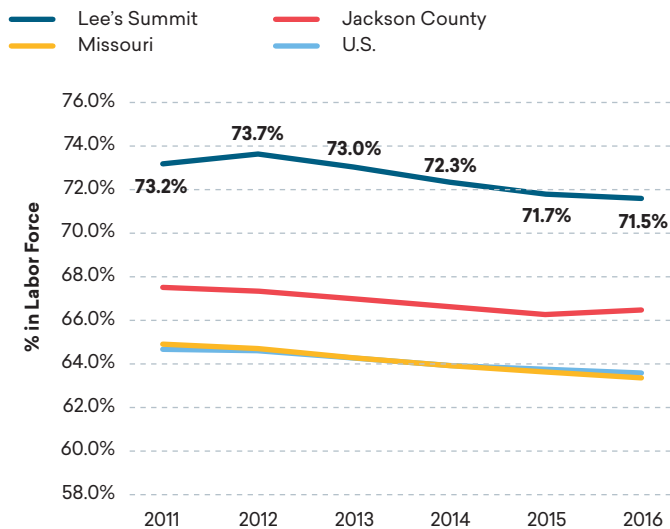
TOP OCCUPATIONS IN LEE'S SUMMIT (2017)

- 1 Registered Nurses
- 2 Secretaries and Administrative Assistants, except Legal, Medical, and Executive
- 3 Customer Service Representatives
- 4 Office Clerks, General
- 5 General and Operations Managers
- 6 Nursing Assistants

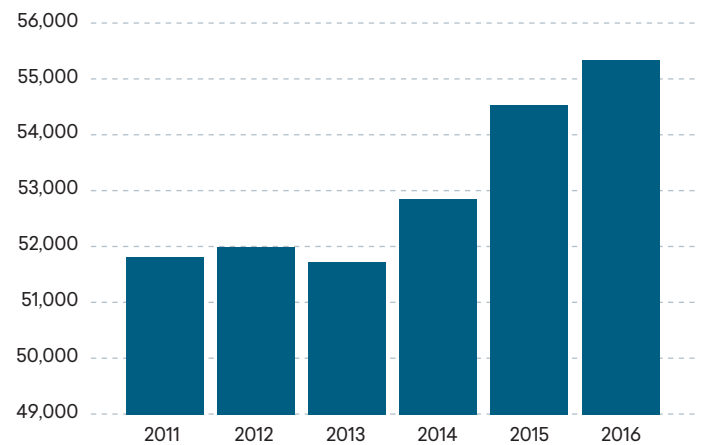
Labor Force

There are approximately 71,500 people in Lee's Summit labor force. The size of the labor force has been growing at a healthy pace, adding roughly 700 people per year. Although the labor force participation rate has been trending downward (also a national trend), it is still particularly strong in Lee's Summit, at 71.5%.

LABOR FORCE PARTICIPATION RATES, 2011-2016



LABOR FORCE TRENDS, LEE'S SUMMIT (2006-2016)



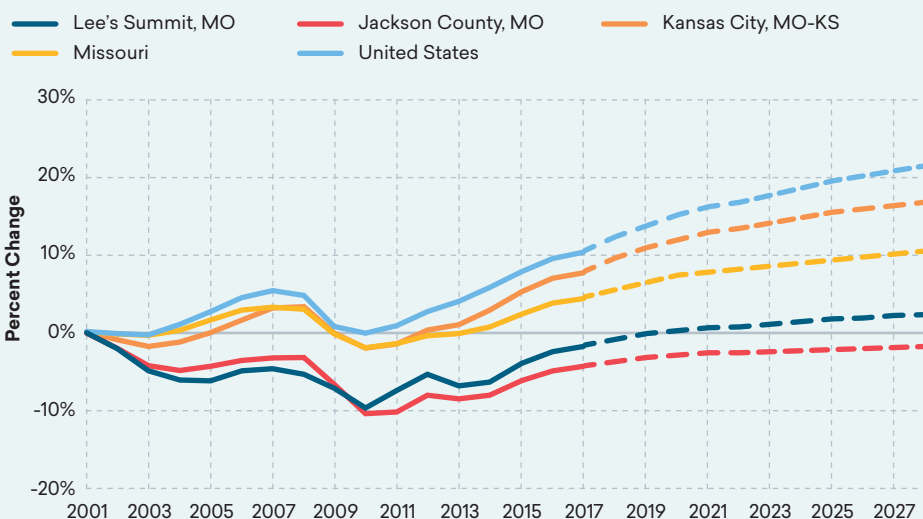
LABOR FORCE, LEE'S SUMMIT AND JACKSON COUNTY (2016)

	Lee's Summit	Jackson County
Total Working Age Population	71,457	536,537
Not in Labor Force	16,107	166,733
Labor Force	55,350	369,804
Employed	53,435	351,092
Unemployed	1,915	18,712

Job and Industry Trends

Jobs around Lee's Summit have grown at a slower pace than other areas, however, the quality of jobs that have been expanding during this period should garner attention. Computer systems design services, for example, added the most jobs and pay on average \$107,000 per year. Hospitals and semiconductor manufacturing accounted for nearly 470 new jobs and pay over \$83,000 per year, on average.

JOB TRENDS (2012-2017)



FASTEST GROWING INDUSTRIES (2012-2017)

- 1 Computer Systems Design Services (+40%)
- 2 General Medical and Surgical Hospitals (+12%)
- 3 Semiconductor and Related Device Manufacturing (+79%)
- 4 Human Resources Consulting Services (+208%)
- 5 Services for the Elderly and Persons with Disabilities (+152%)